



What's New in NAEYC Accreditation Since 2006?

*2011 National Institute for Early Childhood
Professional Development
Providence, RI*

Session Goals

Understand key accreditation system updates that have occurred since the 2006 Reinvention, including:

- Annual Report Submission Window and Requirements to Update NAEYC
- Streamlined Renewal Process
- Improved Fee Structure and Late Fee Policy
- Improved Site Visit
- Guidance to help programs prepare for site visit for renewal
- New and Enhanced Resources Since 2006



Is This Session Right for Me?

My program (or a program I work with) is currently NAEYC-Accredited with a valid until date in 2012 or later

My program (or a program I work with) completed *Step 1: Enrollment* in 2008 or earlier, but has not yet achieved accreditation



What's New Since 2006?

Annual Report Submission Window & Requirements to Update NAEYC

- Annual Report due on program's anniversary date
- Self Report Major Changes within 30 days
- Notify NAEYC of critical incidents within 72 hours



Annual Report Submission Window

Effective as of January 1, 2011



Requirements to Update NAEYC



Major Changes

- Report within 30 days
- Self Report Form



Critical Incidents

- Notify within 72 hours
- 72-Hour Notification Form



What's New Since 2006?

Streamlined Renewal Process

- For NAEYC-Accredited programs to secure a new five-year term of NAEYC Accreditation
- Applies to NAEYC-Accredited programs with Valid Until dates in 2012 or later



Streamlined Renewal Process



Streamlined Renewal Process

2006

- Enrollment
- Application
- Candidacy Materials
- Site Visit
(8 Sources of Evidence)

Now

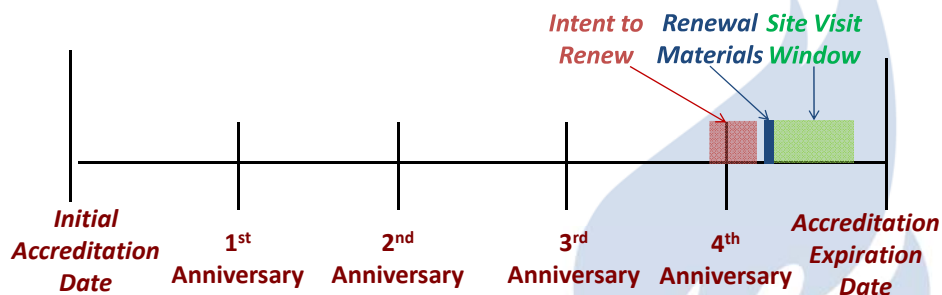
- No need to re-enroll
- Intent to Renew
- Renewal Materials
- Site Visit for Renewal
(5 Sources of Evidence)

Follow Timeline for Currently Accredited Programs
to avoid a lapse in accreditation between terms.



Streamlined Renewal Process

Preparing for Renewal*



*for programs accredited after September 2006



Annual Report and Renewal Fees

Fee	Level 1 (10-60 children)	Level 2 (61-120 children)	Level 3 (121-240 children)	Level 4 (241-360 children)	Every Addtl 120 Children
Annual Report Fee	\$300	\$350	\$400	\$450	Add \$100
Intent to Renew Fee	\$275	\$300	\$475	\$575	Add \$100
Renewal Materials Fee	\$950	\$1,275	\$1,400	\$1,550	Add \$125

Annual Accreditation Fee

For the next term of NAEYC Accreditation, your program will pay accreditation fees according to the improved fee structure, featuring a consistent Annual Accreditation Fee that is due on each accreditation anniversary.



SCHOLARSHIP PROGRAM for NAEYC Accreditation Fees

NAEYC Accreditation Scholarships are awarded to **Programs for Young Children** primarily on the basis of financial need and are available to programs seeking NAEYC Accreditation, ready to engage in self-study, as well as to programs seeking to maintain their NAEYC Accreditation.

NAEYC Accreditation Scholarships subsidize the fees associated with achieving and maintaining NAEYC Accreditation, including fees for:

- Enrollment in Self-Study (Step 1)
- Application and Self-Assessment (Step 2)
- Candidacy (Step 3)
- Annual Reports

Programs may apply for NAEYC Accreditation Scholarships corresponding with different steps of the process, but must submit a new application and supporting documents for each step.

AVAILABLE NOW!

www.naeyc.org/academy/scholarships to download the scholarship application. For more information contact: Accreditation Program Support Information Center at **800-424-2460 option 3, then option 1** or email accreditation.information@naeyc.org



Core funding for the NAEYC Scholarship fund is provided by NAEYC along with generous support by the F.B. Heron Foundation, the Kresge Foundation and the W.K. Kellogg Foundation.

What's New Since 2006?

Fee Structure

- Improved fee structure for programs maintaining NAEYC Accreditation over time
- Late submission of many NAEYC Accreditation forms now accepted with late fee



Improved Fee Structure

Fee	Level 1 (10-60 children)	Level 2 (61-120 children)	Level 3 (121-240 children)	Level 4 (241-360 children)	Every Addtl 120 Children
Annual Accreditation Fee <i>Due on each accreditation anniversary, throughout life of NAEYC Accreditation</i>	\$500	\$600	\$700	\$800	Add \$150

- No additional fees for renewal will be charged to programs that successfully maintain NAEYC Accreditation over time.
- Applies to your program's *next* term of NAEYC Accreditation.



Late Fees

Fee	Level 1 (10-60 children)	Level 2 (61-120 children)	Level 3 (121-240 children)	Level 4 (241-360 children)	Every Addtl 120 Children
Late Fee	\$125	\$125	\$125	\$125	n/a

- Late forms may be submitted up to 1 calendar month past an established deadline.
- Late fees are eligible for the following forms: Application, Candidacy Materials, Annual Report, Intent to Renew, Renewal Materials and Options forms.



What's New Since 2006?

Improved Site Visit

- 2008 Sources of Evidence Update streamlined the site visit
- Applies to all site visits conducted for initial accreditation and renewal

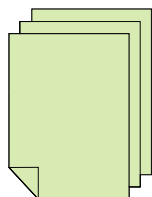


Evidence for NAEYC Accreditation

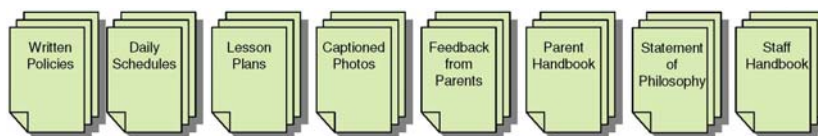
Programs demonstrate that Criteria are met through two types of evidence

Written/Photographic Evidence

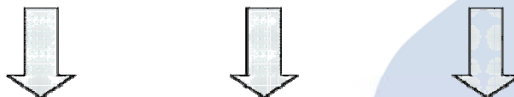
Observable Evidence



2006 Sources of Evidence: Written and Photographic Evidence



Written/photographic evidence was organized into the following 2006 Sources of Evidence




2006 Sources of Evidence: Observable Evidence

According to the 2006 Sources of Evidence, Observable Evidence was organized into two Sources of Evidence:



Program Tour



Individual Classroom
Observations



2006 Sources of Evidence

The following are the eight sources of evidence as implemented in 2006:

Observable Sources of Evidence




Program Tour

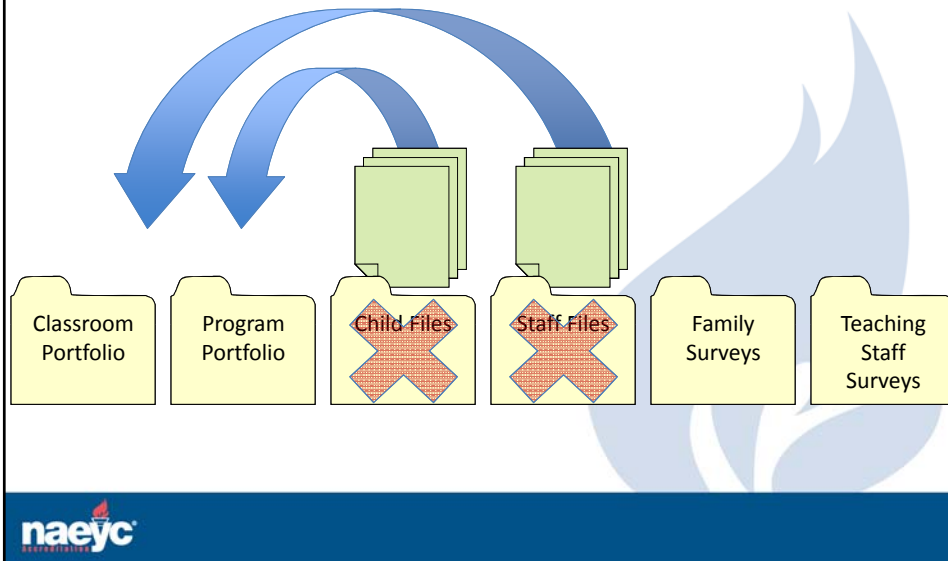


Classroom
Observations

Written/Photographic Sources of Evidence



Changes to the 2006 Sources of Evidence



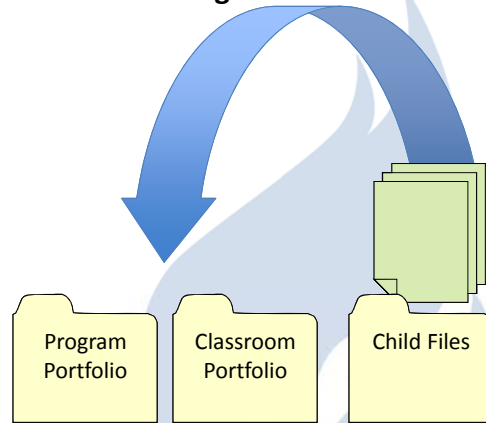
Small Group Activity



Changes to the 2006 Sources of Evidence

Child Files to Classroom Portfolio and Program Portfolio

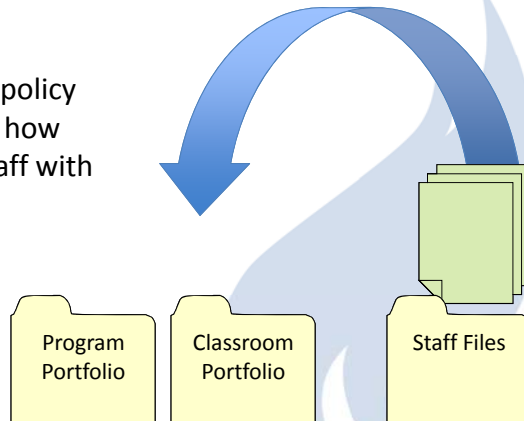
- A sample child health form
- An example of correspondence with the legal guardians around health assessments
- A policy statement in a Parent Handbook that outlines how programs address health assessment and concerns



Changes to the 2006 Sources of Evidence

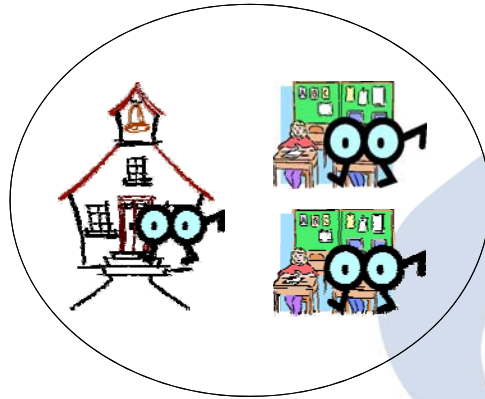
Staff Files to Program Portfolio and Classroom Portfolio

- Program-wide training policy and schedule describing how the program provides staff with training over time




Changes to the 2006 Sources of Evidence

All observation is now combined into one Source of Evidence called "Observable Criteria."



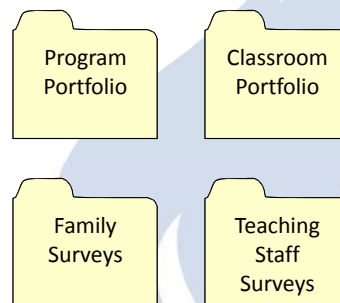
Current 2008 Sources of Evidence

Observable Sources of Evidence



Observable Criteria

Written/Photographic Sources of Evidence



What's New Since 2006?

Prepare for Site Visit for Renewal



The 5 Sources of Evidence

1. Teaching Staff Surveys
2. Family Surveys
3. Program Portfolio
4. Classroom Portfolios
5. Observable Criteria

Use the tools within the TORCH Resource Library, folder 4. *Tools for Self-Assessment* to update each of the 5 sources of evidence.



Teaching Staff and Family Surveys

- Must be conducted within one year of Renewal Materials deadline
- Survey tools in TORCH Resource Library:
 - Folder 4. Tools for Self-Assessment
 - Sub-folder d. Survey Tools
- Recommendation: Conduct surveys before the submission of the 4th Annual Report.



Expectations for Survey Evidence

Folder 4. Tools for Self-Assessment

4. Tools for Self-Assessment

→ a. Guide to Self-Assessment	(1)
→ b. 2008 Sources of Evidence	(1)
→ c. Observable Criteria Tools	(2)
→ d. Survey Tools	
→ i. Family Surveys	(3)
→ ii. Teaching Staff Surveys	(2)
→ e. Portfolio Tools	
→ i. Classroom Portfolio Tools	(2)
→ ii. Program Portfolio Tools	(1)
→ f. Preparation for Candidacy	(9)



Program and Classroom Portfolios

- ONLY update evidence that no longer reflects a current practice.
- Portfolio tools in TORCH Resource Library:
 - Folder 4. *Tools for Self-Assessment*
 - Sub folder *e. Portfolio Tools*
- Be sure to address criteria assessed in portfolios as a result of the 2008 Sources of Evidence Update.
- Helpful resource – [Streamlining Classroom Portfolio Evidence](#).



Expectations for Portfolio Evidence

Folder 4. Tools for Self-Assessment

naeyc
NAEYC
Accreditation
TORCH
Welcome Gina
My Sites
13 online

Criteria Search
Welcome
Resource Library
Calendar
User Survey
Helpful Links
Directory
Help Desk
My Preferences

4. Tools for Self-Assessment

- a. Guide to Self-Assessment
- b. 2008 Sources of Evidence
- c. Observable Criteria Tools
- d. Survey Tools
 - i. Family Surveys
 - ii. Teaching Staff Surveys
- e. Portfolio Tools
 - i. Classroom Portfolios
 - Classroom Portfolio Instructions
 - Classroom Portfolio Labels
 - Classroom Portfolio Tools
 - Streamlining CP Evidence
- ii. Program Portfolio Tools

Observable Criteria

- Observations are optional, but strongly recommended.
- Observation tools in TORCH Resource Library:
 - Folder 4. *Tools for Self-Assessment*
 - Sub folder *c. Observable Criteria Tools*
- The NAEYC Assessor will not review your program's observation results during the site visit.
- Anyone can conduct practice observations.



Expectations for Observable Criteria

Folder 4. Tools for Self-Assessment

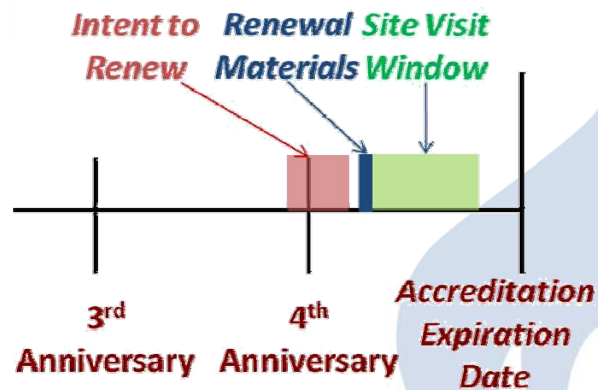
naeyc
NAEYC
Accreditation
TORCH
Welcome Gina
My Sites
13 online
Criteria Search
Welcome
Resource Library
Calendar
User Survey
Helpful Links
Directory
Help Desk
My Preferences

4. Tools for Self-Assessment

- a. Guide to Self-Assessment
- b. 2008 Sources of Evidence
- c. Observable Criteria Tools
- d. Survey Tools
 - i. Family Surveys
 - ii. Teaching Staff Surveys
- e. Portfolio Tools
 - i. Classroom Portfolios
 - Classroom Portfolio Instructions
 - Classroom Portfolio Labels
 - Classroom Portfolio Tools
 - ii. Program Portfolio Tools



Small Group Discussion



What's New Since 2006?

New and Enhanced Resources Since 2006

- NAEYC Academy Web site
- TORCH
- Enhanced tools for Self-Assessment
- Promotional Materials
- Listen & Learn webinars



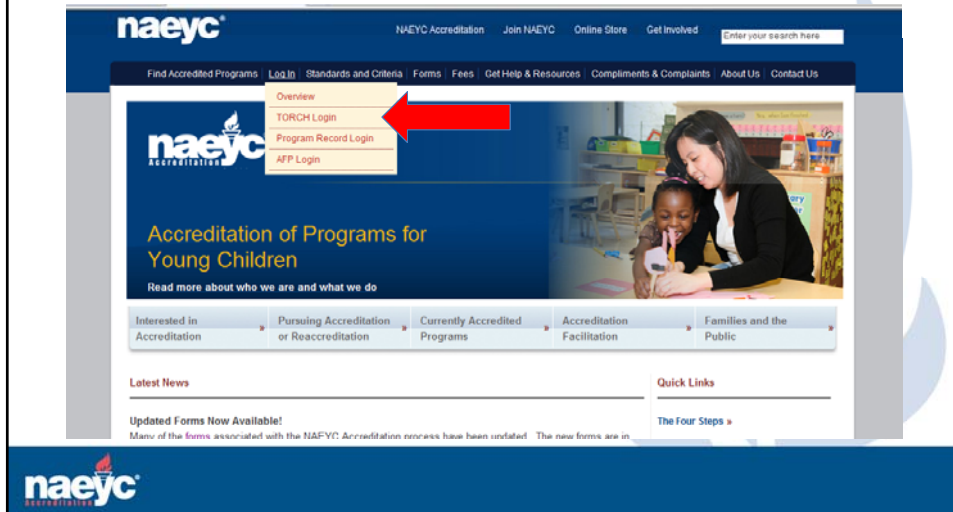
New and Enhanced Resources Since 2006

NAEYC Academy Website



New and Enhanced Resources Since 2006

TORCH



New and Enhanced Resources Since 2006

TORCH Criteria Search

naeyc
Accreditation
TORCH
Welcome Gina
My Sites
13 online

Criteria Search

Welcome

Resource Library

Calendar

User Survey

Helpful Links

Directory

Help Desk

My Preferences

Search By Standard / Topic / Criterion:
Standard / Topic: Select
Criterion: Please select a standard or topic above...
And / Or Search By:
Keywords:
Author / Contributor:
Posted Date: From To
Search Using Criteria

naeyc

New and Enhanced Resources Since 2006

Folder 4. Tools for Self-Assessment

naeyc
Accreditation
TORCH
Welcome Gina
My Sites
13 online

Criteria Search

Welcome

Resource Library

Calendar

User Survey

Helpful Links

Directory

Help Desk

My Preferences

4. Tools for Self-Assessment

- a. Guide to Self-Assessment
- b. 2008 Sources of Evidence
- c. Observable Criteria Tools
- d. Survey Tools
 - i. Family Surveys
 - ii. Teaching Staff Surveys
- e. Portfolio Tools
 - i. Classroom Portfolios
 - Classroom Portfolio Instructions
 - Classroom Portfolio Labels
 - Classroom Portfolio Tools
 - Streamlining CP Evidence
 - ii. Program Portfolio Tools

naeyc

New and Enhanced Resources Since 2006

Enhanced Tools for Self-Assessment



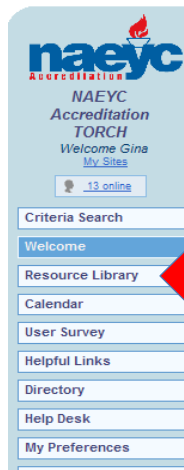
Classroom Portfolio Tool: Preschool, Page 2 of 25

	1.A.01	I-T-P-K	Random	O, FS, CP
a	Teachers work in partnership with families, establishing and maintaining regular, ongoing, two-way communication.			<input type="checkbox"/> Yes <input type="checkbox"/> No
<i>Look for examples of TWO-WAY communication efforts by teaching staff with families of children in the classroom. Rate 'Yes' if evidence includes clear invitations from staff to receive family communications.</i>				
	1.A.03	I-T-P-K	Random	O, FS, CP
Teachers communicate with family members on an ongoing basis to...				
a	learn about children's individual needs and			<input type="checkbox"/> Yes <input type="checkbox"/> No
b	ensure a smooth transition between home and program.			<input type="checkbox"/> Yes <input type="checkbox"/> No
<i>Evidence may include things such as dialogue books, whiteboards that describe what children are doing, or conversations with family members who are in the classroom. At least two examples of communication must be seen, one of which could be part of introductory materials.</i>				



New and Enhanced Resources Since 2006

Folder 4. Tools for Self-Assessment



Electronic Portfolio Options:

SCHOOLCHAPTERS

www.schoolchapters.com



EasyFolio Portfolio Manager

www.portfoliomyday.com



New and Enhanced Resources Since 2006

Promotional Materials



New and Enhanced Resources Since 2006

Promotional Materials



New and Enhanced Resources Since 2006

Listen & Learn webinars



Self-paced informational webinars about the NAEYC Accreditation process are now available.

Go to www.naeyc.org/academy then select Get Help & Resources, then Accreditation Training Center to access the webinars.



What's New Since 2006?

Next Steps

- NAEYC Accreditation E-Updates



Next Steps

NAEYC Accreditation E-Updates

- Monthly electronic newsletter
- Emailed to accreditation stakeholders to provide information on system updates/enhancements
- Sign up online at www.naeyc.org/academy



We're here to help...

- **Contact the NAEYC Academy**
1-800-424-2460, option 3, option 1
accreditation.information@naeyc.org
- **Website**
www.naeyc.org/academy
- **TORCH**
www.naeyc.org/torch
- Scholarships to assist with fees
- Conference sessions, seminars, & webinars
- E-Updates
- Affiliates and Accreditation Facilitation Projects (AFPs)



“I think one of the greatest advances to child care was the creation of NAEYC’s accreditation system, which has helped so much to raise the quality of programs.”

T. Berry Brazelton

